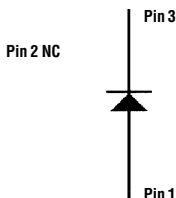
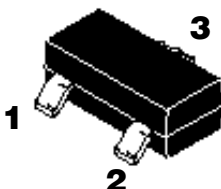
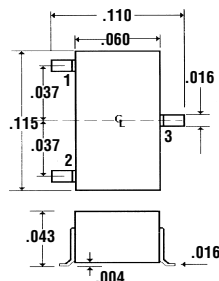


FMBB914

Description



Mechanical Dimensions

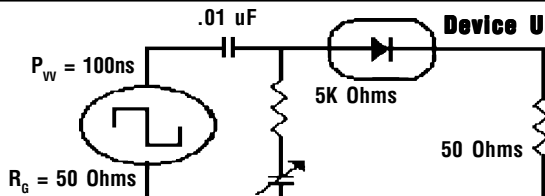


Features

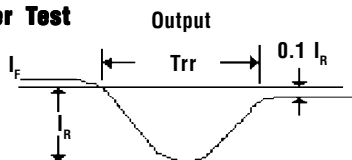
- **PLANAR PROCESS**
- **200 mW POWER DISSIPATION**

- **INDUSTRY STANDARD SOT-23 PACKAGE**
- **MEETS UL SPECIFICATION 94V-0**

| FMBB914 | | Units |
|--|------------|--------------|
| Maximum Ratings | | |
| Peak Reverse Voltage... V_{RM} | 80 | Volts |
| RMS Reverse Voltage... $V_{R(rms)}$ | 80 | Volts |
| Average Forward Rectified Current... I_O | 100 | mAmps |
| Non-Repetitive Peak Forward Surge Current... I_{FSM} | 4.0 | Amps |
| Power Dissipation... P_D | 200 | mW |
| Operating Temperature Range... T_J | -25 to 85 | °C |
| Storage Temperature Range... T_{STRG} | -55 to 125 | °C |
| Electrical Characteristics | | |
| Maximum Forward Voltage... V_F @ $I_F = 100$ mA | 1.2 | Volts |
| Maximum DC Reverse Current... I_R @ $V_R = 70V$ | 0.1 | μAmps |
| Maximum Frequency... f | 100 | MHz |
| Maximum Diode Capacitance... C_D | 3.5 | pF |
| Maximum Reverse Recovery Time... t_{RR} | 4.0 | ns |



Device Under Test



Output